

Installation and Setup for Payment21®'s payment method

1. Prerequisites: osCommerce 3.02 already installed
2. Unzip and upload (via ftp) to the /osCommerce/OM directory of your osCommerce 3.02 installation, preserving the directory structure

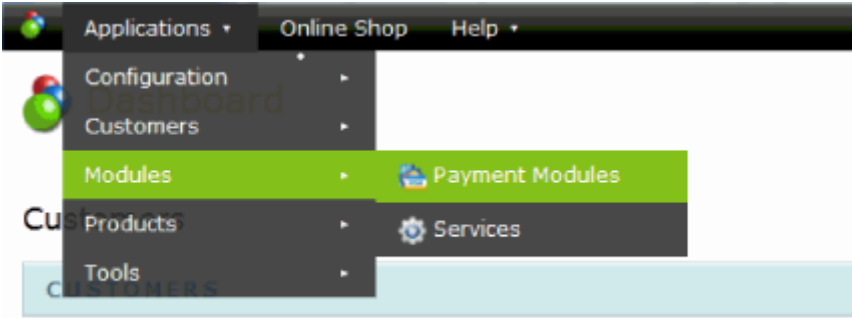
Dateiname	Dateigröße	Dateityp	Zuletzt geändert
..			
OM		Dateiordner	07.10.2011 15:25:41

1 Verzeichnis ausgewählt.

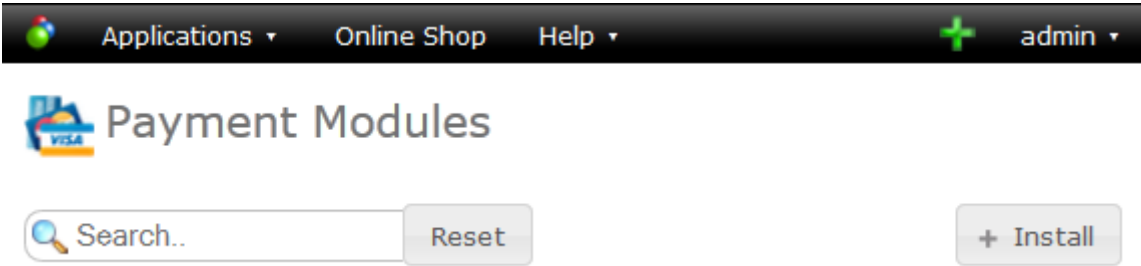
Dateiname	Dateigröße	Dateityp	Zuletzt geändert	Berecht..
..				
OM		Dateiordner	06.08.2011 08:29:04	0755

1 Verzeichnis ausgewählt.

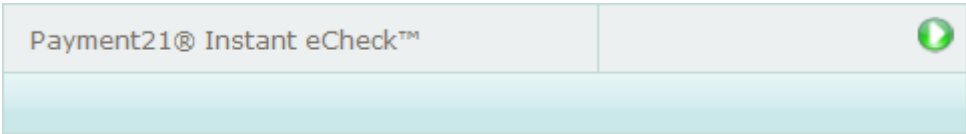
3. Login to the osCommerce backend and go to the Applications - Modules - Payment Modules



4. Now click "+ Install" button



5. Now the Green arrow



Legend  Install

6. Now enter your Payment21[®] details. (ID, User Name, Password)

 Payment Modules

PAYMENT21[®] INSTANT ECHECK[™]

Please make the necessary changes for this payment module.

Enable Instant eCheck[™]
Do you want to accept Instant eCheck payments? True
 False

Payment URL
Payment URL

Merchant Company Id
Merchant company id as assigned by Payment21.com.

Merchant User ID
Merchant User ID as assigned by Payment21.com.

Merchant User Password
Merchant User Password as assigned by Payment21.com.

Min Amount (optional)
Minimum amount required.

Max Amount (optional)
Maximum amount required.

Sort order of display.
Sort order of display. Lowest is displayed first.

Set Order Status
Set the status of orders made with this payment module to this value

Note:

If your transaction is rejected, it is possible that you entered the IP address during your signup process with Payment21[®] incorrectly. Please contact support@payment21.com to get this corrected.

Sort order of display refers to the payment module sort order: The lower the number - the higher the preference, with 0 representing the top choice.

7. Your setup is now complete! See below the user experience.

Applications Online Shop Help admin

Payment Modules

Success: The action was successfully performed.

Search.. Reset + Install

Displaying 1 to 2 (of 2 entries)

PAYMENT MODULES	SORT ORDER	ACTION
payment_cod_title	1	
Payment21® Instant eCheck™	0	

Legend Edit Uninstall Page 1 of 1

osCommerce Online Merchant Copyright © 2000-2011 osCommerce (Copyright Policy, Trademark Policy)
osCommerce is a registered trademark of Harald Ponce de Leon

POWERED BY OSCOMMERCE ONLINE MERCHANT V3.0.2

User experience:
During the Checkout process you will see the following Checkout button, enter your email address and click Checkout

E-Mail Address: or Sign-In to process this order

Select the Payment Method if there are multiple

Payment Method ([edit](#))

Instant eCheck™

Fill out the Check information and click

Your Order Has Been Processed!

Your order has been successfully processed! Your products will arrive at their destination within 2-5 working days.